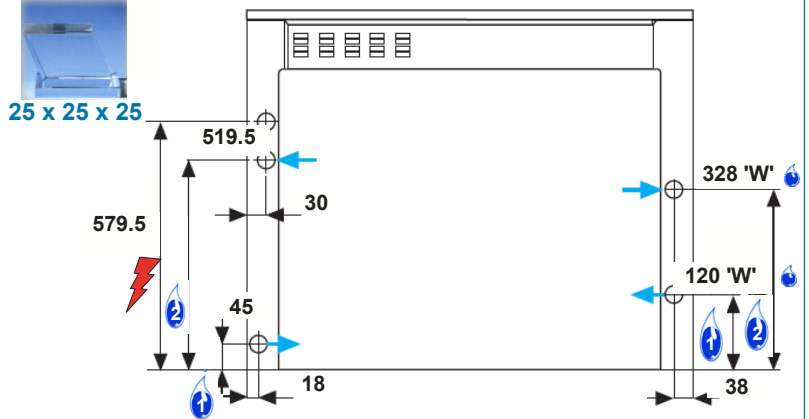





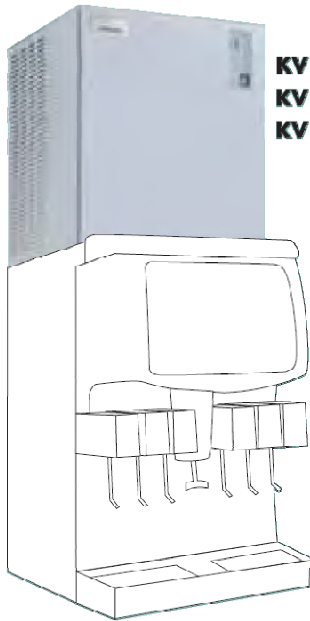
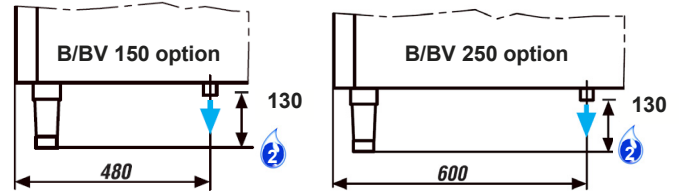
# KV 400

FABBRICATORI DI GHIACCIO IN CUBETTI  
 MACHINES À GLAÇONS  
 ICE CUBE MACHINES  
 FABRICADORES DE HIELO EN CUBITOS  
 EISWÜRFELBEREITER

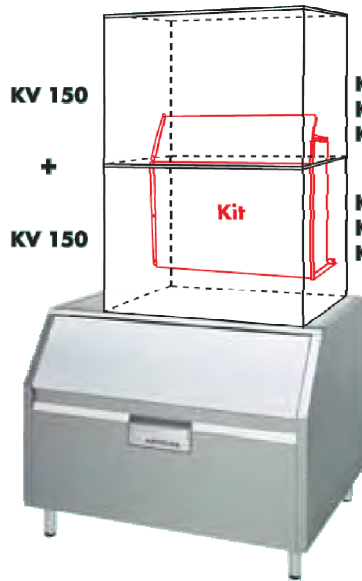
SERIE KV 40 80 120 150 190 290 400



Stainless Steel AISI 304




KV 150  
 KV 200 22"  
 KV 250 22"



KV 150  
 +  
 KV 150

KV 190  
 KV 290  
 KV 400  
 +  
 KV 190  
 KV 290  
 KV 400

L=1800 mm		
ø 3/4"		
ø 3/4"		
130÷140 mm		



Kg / 24h - Air


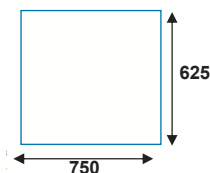
	38°	231	32°	
	32°	293	21°	
	21°	351	15°	
	10°	385	10°	

Kg / 24h - Water

	38°	316	32°	
	32°	356	21°	
	21°	383	15°	
	10°	395	10°	



Stainless Steel AISI 304



25 x 25 x 25



Air



Water

# KV 400

FABBRICATORI DI GHIACCIO IN CUBETTI  
MACHINES À GLAÇONS  
ICE CUBE MACHINES  
FABRICADORES DE HIELO EN CUBITOS  
EISWÜRFELBEREITER

## Dati tecnici – Caractéristiques techniques – Technical specifications – Datos técnicos – Technische Daten

Prod.Kg/24h +10°C - Prod.Lb/24h +10°C		385-847
Prod.Kg/24h +10°C - Prod.Lb/24h +10°C		395-869
Cubetti/Glaçons /cubes/cubitos/Würfel - n° /24h		32080
Cubetti/Glaçons /cubes/cubitos/Würfel - n° /24h		32910
Contenitore/Bac/Bin/Depósito/Behälter <b>OPTION B/BV 150</b>	Kg/Lb	150-330
Contenitore/Bac/Bin/Depósito/Behälter <b>OPTION B/BV 250</b>	Kg/Lb	250-550
Dimensione cubetto/Dimensions glaçons/Cubes sizing/Dim. cubitos/Würfelgröße	mm	25x25x25
Larghezza/Largeur/Width/Anchura/Breite	mm	750
Profondità/Profondeur/Depth/Profundidad/Tiefe	mm	625
Altezza/Hauteur/Height/Altura/Höhe	mm	751
Peso netto/Poids net/Net weight/Peso neto/Nettogewicht	Kg	101
Peso lordo/Poids brut/Gross weight/Peso bruto/Bruttogewicht	Kg	113
Vol. imballo/Vol.embal/Vol.(packed)/Volumen con embalaje/Verpackungsvolumen	m <sup>3</sup>	0,49
Alimentazione/Voltage/Voltaje/Anschlussspannung	V/Hz/ph	230/50/1
Compressore/Compresseur/Compressor/Compresor/Kompressor	HP	2,3
Compressore/Compresseur/Compressor/Compresor/Kompressor (T evap.= -15°C)	W	3500
Watt - Totale/Total/Total/Total/Gesaint (T = +43°C)	W	2400
Calorie/Calorie/Calorie/Caloria/Kalorie cond.	Kcal / h	4970
Ampère - Totale/Total/Total/Total/Gesamt	A	8,5
Fusibile/Fusible/Recommanded fuse/Fusible/Netzsicuerung	A	20
Refrigerante/Réfrigérant/Cooling gas/Refrigerante/Kühlmittel	R	404A
Carica/Charge/Fill/Carga/Füllmenge	Kg	1,200
eq. CO <sub>2</sub>	Kg	4707
GWP		3922
Carica/Charge/Fill/Carga/Füllmenge	Kg	0,800
eq. CO <sub>2</sub>	Kg	3138
GWP		3922
Entrata acqua/Entrée eau/Water inlet/Entrada agua/Wasseranschluß	Ø	3/4"
Scarico acqua/Vidange eau/Water outlet/Desague/Wasserabfluß	Ø	3/4"
Acqua/Eau/Water/Agua/Wasser - lt / h  21°C /  15°C		29-91
Pressione acqua/Pression eau/Water pressure/Presión agua/Wasserdruck - bar	min / max	1 - 6
Temp.ambiente/Temp.ambiant/Ambient temp./Temp.ambiente/Rammtemperatur - °C	min / max	10 - 40
Temp. acqua/Temp. eau/Water temp./Temp. agua/Wassertemperatur - °C	min / max	5 - 35

