




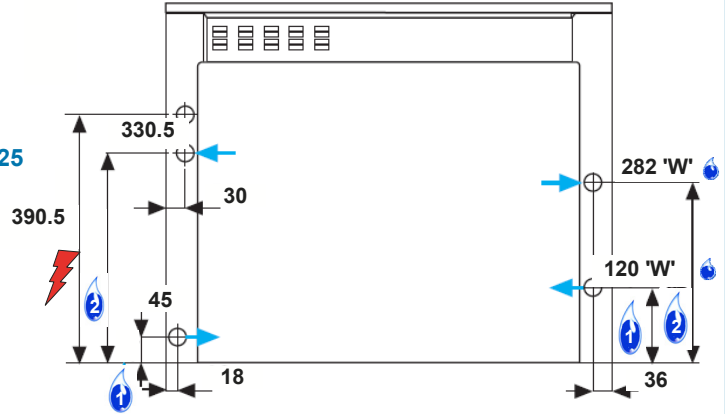
KV 150

FABBRICATORI DI GHIACCIO IN CUBETTI
 MACHINES À GLAÇONS
 ICE CUBE MACHINES
 FABRICADORES DE HIELO EN CUBITOS
 EISWÜRFELBEREITER

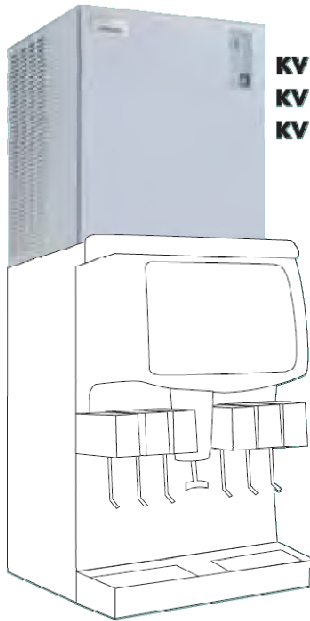
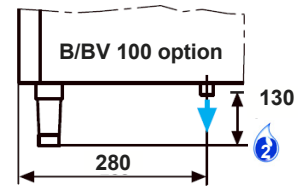
SERIE KV 40 80 120 150 190 290 400



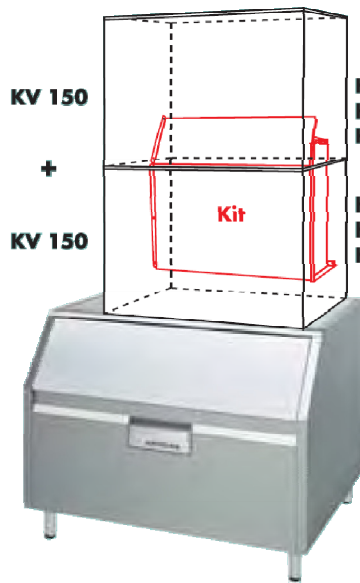
25 x 25 x 25



Stainless Steel AISI 304




KV 150
 KV 200 22"
 KV 250 22"



KV 150
 +
 KV 150

KV 190
 KV 290
 KV 400
 +
 KV 190
 KV 290
 KV 400

L=1800 mm		
ø 3/4"		
ø 3/4"		
130÷140 mm		



Kg / 24h - Air


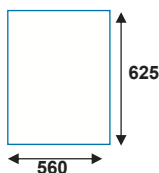
	38°	70	32°	
	32°	93	21°	
	21°	125	15°	
	10°	140	10°	

Kg / 24h - Water

	38°	94	32°	
	32°	116	21°	
	21°	130	15°	
	10°	145	10°	



Stainless Steel AISI 304



25 x 25 x 25



Air



Water

KV 150

FABBRICATORI DI GHIACCIO IN CUBETTI
MACHINES À GLAÇONS
ICE CUBE MACHINES
FABRICADORES DE HIELO EN CUBITOS
EISWÜRFELBEREITER

Dati tecnici – Caractéristiques techniques – Technical specifications – Datos técnicos – Technische Daten

Prod.Kg/24h +10°C - Prod.Lb/24h +10°C		140-308
Prod.Kg/24h +10°C - Prod.Lb/24h +10°C		145-319
Cubetti/Glaçons /cubes/cubitos/Würfel - n° /24h		11670
Cubetti/Glaçons /cubes/cubitos/Würfel - n° /24h		12090
Contenitore/Bac/Bin/Depósito/Behälter OPTION B/BV 100	Kg/Lb	100-220
Dimensione cubetto/Dimensions glaçons/Cubes sizing/Dim. cubitos/Würfelgröße	mm	25x25x25
Larghezza/Largeur/Width/Anchura/Breite	mm	560
Profondità/Profondeur/Depth/Profundidad/Tiefe	mm	625
Altezza/Hauteur/Height/Altura/Höhe	mm	562
Peso netto/Poids net/Net weight/Peso neto/Nettogewicht	Kg	61
Peso lordo/Poids brut/Gross weight/Peso bruto/Bruttogewicht	Kg	66
Vol. imballo/Vol.embal/Vol.(packed)/Volumen con embalaje/Verpackungsvolumen	m ³	0,36
Alimentazione/Voltage/Voltaje/Anschlussspannung	V/Hz/ph	230/50/1
Compressore/Compresseur/Compressor/Compresor/Kompressor	HP	3/4
Compressore/Compresseur/Compressor/Compresor/Kompressor (T evap.= -15°C)	W	910
Watt - Totale/Total/Total/Total/Gesaint (T = +43°C)	W	900
Calorie/Calorie/Calorie/Caloria/Kalorie cond.	Kcal / h	1850
Ampère - Totale/Total/Total/Total/Gesamt	A	6,5
Fusibile/Fusible/Recommanded fuse/Fusible/Netzsicuerung	A	20
Refrigerante/Réfrigérant/Cooling gas/Refrigerante/Kühlmittel	R	404A
Carica/Charge/Fill/Carga/Füllmenge	Kg	0,600
eq. CO ₂	Kg	2354
GWP		3922
Carica/Charge/Fill/Carga/Füllmenge	Kg	0,270
eq. CO ₂	Kg	1059
GWP		3922
Entrata acqua/Entrée eau/Water inlet/Entrada agua/Wasseranschluß	Ø	3/4"
Scarico acqua/Vidange eau/Water outlet/Desague/Wasserabfluß	Ø	3/4"
Acqua/Eau/Water/Agua/Wasser - lt / h 21°C / 15°C		8-34
Pressione acqua/Pression eau/Water pressure/Presión agua/Wasserdruck - bar	min / max	1 - 6
Temp.ambiente/Temp.ambient/Ambient temp./Temp.ambiente/Rammtemperatur - °C	min / max	10 - 40
Temp. acqua/Temp. eau/Water temp./Temp. agua/Wassertemperatur - °C	min / max	5 - 35

